

AVerMedia HD 1080p Wide-Angle Webcam

PW315

Reviewer's Guide

Table of Contents

Introduction	2
Key Features	2
System Requirements	3
Technical Specifications	3
CamEngine	4
Using CamEngine	4
Hardware System Requirements.....	6
CamEngine System Requirements	6
Contact Us	7
About AVerMedia.....	7

Introduction

This is your reviewer's guide for the **AVerMedia HD 1080p Wide-Angle Webcam - PW315**. It contains all the information you need to get a thorough understanding of the PW315's features and quality.

The AVerMedia PW315 is a 1080p at 60 fps webcam with a wide-angle field of view and omnidirectional stereo microphones. It provides professional-grade video quality and features, making it perfect for video collaboration, remote teaching, and livestreaming.

Key Features

Full HD 1080p at 60 fps

Stream and record high quality video at ultra-fast frame rate for smooth, lifelike clarity to make you look your natural best.

95° wide-angle lens

The wide 95° field of view allows you to display more background, ideal for showing presentations, objects, and additional participants.

Auto framing

Artificial intelligence powered framing technology automatically shifts the video frame to perfectly include everyone or focus in on whoever is speaking based on sound and mouth movement.

ePTZ (electronic pan tilt zoom)

Zoom in up to 2x (digitally), and then pan and tilt.

Omni-directional stereo microphones with AI-powered noise reduction

Two built-in stereo microphones, one on each side of the webcam, to capture a wider and more immersive sound field. The AI noise reduction feature helps amplify the speaker's natural voice and removes ambient noises.

Video setting adjustments

Adjust video settings such as brightness, contrast, sharpness, and more, to get the most desirable appearance in any environment.

Built-in privacy shutter

Prevent unintentional capture and keep yourself protected when the webcam is not in use.

360° swivel

360-degree swivel lets you physically rotate the webcam to the most optimal angle for more flexibility and freedom.

Tripod-ready

Designed with a standard 1/4" thread tripod screw hole in the mount to help you attach to a tripod to show yourself from a more optimal angle with full stability.

USB 2.0 plug-and-play

Powered by a USB 2.0 connection, simply plug the PW315 into your computer to start your stream and call.

System Requirements

Operating system:

- Windows 7 or above
- macOS 10.14 or above
- Chrome OS 85.0.4183.131 or above

Technical Specifications

Type	USB 2.0 FHD Webcam
Image sensor	2MP CMOS image sensor
Maximum resolution/frame rate	1080p/60 fps (up to 1920 x 1080 pixels)
Focus	Fixed-focus
Field of view (diagonal)	95°
Video format	MJPEG and YUY2
Response frequency	50Hz-10KHz
White balance	Auto
Auto exposure (AE)	Yes
Microphone	Omni-directional stereo microphones
Supported OS	Windows®, macOS®, Chrome OS™
Dimensions	95 x 53.6 x 45.8 mm / 3.7 x 2.1 x 1.8 in.

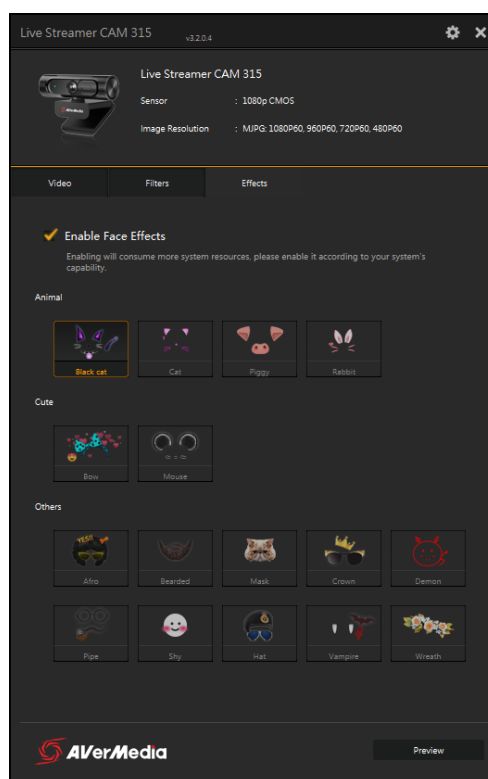
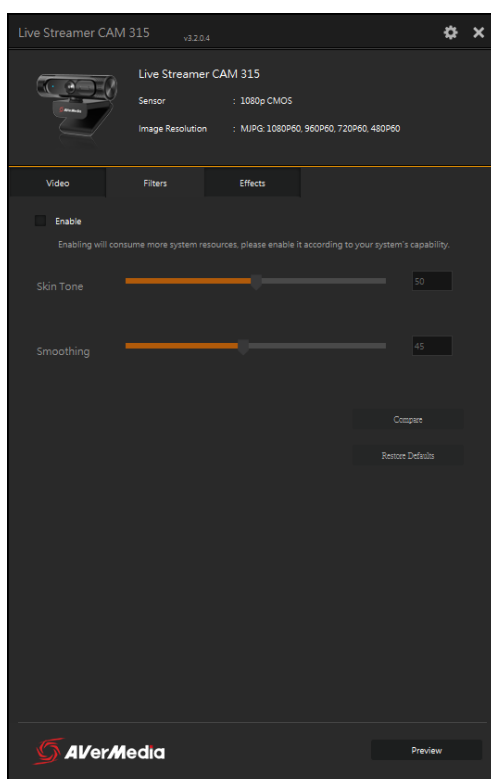
CamEngine

CamEngine is a free app for Windows and macOS that provides controls for auto framing, AI-powered noise reduction, ePTZ, filters, and effects.

Note: Filters, effects, and auto framing consume considerable system resources and may slow down your computer. We recommend you test them before using them in a video conference or livestream.

Using CamEngine

On the top of the CamEngine, you will find options for rotating the video, or flipping it vertically (mirroring) or horizontally. You can also digitally zoom in up to 2x (please note this will reduce image resolution).



Below this, you will find four tabs containing most of CamEngine's controls. The 'Video' tab contains the video settings adjustments, which are also separated into 'Basic' and 'Advanced' subtabs. The 'Filters' tab contain filters designed to make your appearance look better when streaming:

- Skin Tone: Adjusting this helps balance and clarify skin tones with the rest of your settings and colors. It isn't totally necessary if your front lighting is sufficient, but it can be helpful for extra color balancing.
- Smoothing: Apply a soft blur to remove small details that can reduce graininess.

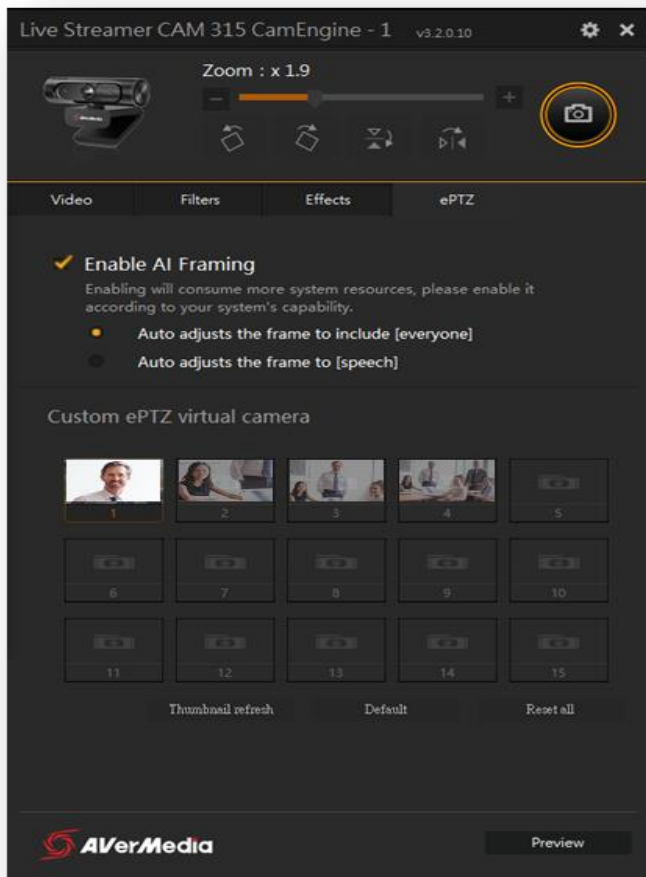
The 'Effects' tab contains augmented reality effects that can give you a fun and silly appearance.

ePTZ tab

This tab contains ePTZ and auto framing controls.

Once you have enabled auto framing, you can choose between two functions:

- **Auto adjusts the frame to include everyone** will use ePTZ to continually adjust the image so everyone within the webcam's field of view is visible and perfectly framed.
- **Auto adjusts the frame to speech** will use ePTZ to zoom in on and frame whoever is speaking. This function is based on sound and mouth movement.



Below auto framing are custom ePTZ virtual camera settings. These allow you to save a digital pan tilt zoom preset for later use. When you are in the middle of a conference or a livestream, you can quickly return to an ePTZ frame you have saved. To save a preset, click on one of the numbered boxes, then use the zoom function at the top of CamEngine to get the desired frame and drag the image in your preview to the numbered box. You can additionally click the gear at the top of the window to enable hotkeys, which allow you to switch between presets on the fly.

Other features

On the bottom right of the CamEngine window, there is a 'Preview' button that opens a new window to display what the video feed currently looks like. You can also control AI noise reduction by opening the 'Settings' window, which can be found when you click the gear icon in CamEngine's upper right corner.

Hardware System Requirements

CPU: Intel® Core™ 2 Duo 2.7 GHz or better

RAM: 2GB RAM or more

CamEngine System Requirements

Desktop

OS: Windows® 7

CPU: Intel® Core™ i5-6000 series or above

GPU: NVIDIA® GeForce® GTX 1060 or above

RAM: 8 GB (dual-channel) or more

Laptop

OS: Windows® 7

CPU: Intel® Core™ i7-7700HQ or above

GPU: NVIDIA® GeForce® GTX 1050 Ti or above

RAM: 8 GB (dual-channel) or more

macOS

macOS 10.14 or above

Contact Us

Please contact us [here](#) should you have any questions or suggestions.

About AVerMedia

Established in Taiwan in 1990, AVerMedia is a leader in Digital Video and Audio Convergence Technology. The company provides cutting-edge, high-quality audio and video peripherals, professional capturing and streaming solutions, and more. AVerMedia is committed to providing rich experiences in content creation, video communication, and collaboration, all delivered via innovative and environmentally-friendly solutions. The company is highly involved in the community and social responsibilities, and it partners with ODMs for the development of AVerMedia's technologies for integrated applications.

