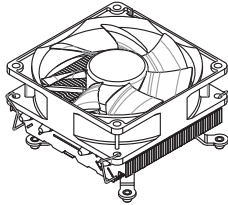
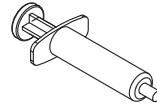


### Components List



**1** Cooler x 1



**2** Thermal Grease x 1

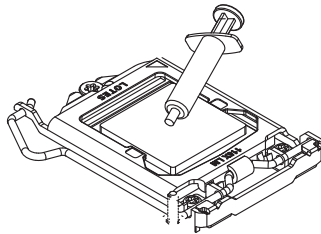


**3** Screws x 4



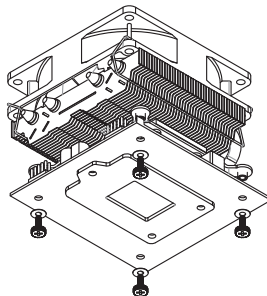
**4** Unterlegscheiben x 4

### Intel LGA 1156/1155/1151/1150



#### STEP 1

Apply a thin layer of thermal grease to the CPU surface.



#### STEP 2

Put the cooler onto the CPU; insert the screws through the washer from the back of the motherboard and fasten to secure.